



Effective cable management
for the intelligent building of tomorrow...

Crosstrack
integrated access flooring

technical specification

CROSSTRACK™

integrated access flooring

'Crosstrack' access flooring integrates a moulded cableway matrix with a premium floor deck to form a unique, modular, rock-solid cable management platform, within a total depth of less than 80mm.

The patented design provides for complete containment, segregation, distribution and management of cabling in one simple and elegant package....

The "Crosstrack" module comprises a load-bearing deck panel screw-fastened to an injection-moulded base to form a prefabricated "tile" 600mm x 600mm x 78mm high.

In the base, a matrix of cableways - for power and telecommunication services - runs lengthways and crossways on a 600 x 600mm grid throughout the floor. Each service is physically separated by at least 50mm, minimising electromagnetic interference, and the patented system of crossovers ensures that no cable is able to enter the cableway of another service type. As a result the duct matrix automatically complies with the cable pathway requirements of National electrical wiring codes and telecommunications cabling standards - without the need for crossover bridges, metal conduit or separate cable trays. Pre-moulded cable-tie slots allow wiring to be grouped and secured at regular spacings.

The removable deck panel is manufactured from premium flooring grade particleboard and is screen-printed to show the location of underlying service ducts. Tongue and groove interlocks on each side of the assembly ensure correct alignment and automatic self-leveling.

"Crosstrack" accepts a full range of cable connectors and terminations. A removable section in the centre of the tile allows accommodation of a wide range of flush-with-floor outlet boxes that can accommodate most common connector types.

Tiles are delivered to site on pallets holding 60 modules, packaged face down. At the workplace, high-build bedding adhesive is applied directly to the 16 glue-pads on each tile, which is then carried to the point of installation, turned right-side up, and slid into an interlocking fit with the adjoining tiles. The high-build adhesive adapts to the varying gap between the flat underside of the tile and the undulating slab surface to create a flat, solid floor.

CODE COMPLIANCE

load capacity

Australia

Crosstrack integrated access flooring when correctly installed onto a satisfactory sub-floor will meet the strength requirements of the Building Code of Australia as defined in AS1170.1 minimum design loads on structures. Crosstrack performs against these requirements as follows:

	Code requirement	'Crosstrack'
uniformly distributed live load	>7.5 kPa	>500.kPa
concentrated live load	>6.7 kN	9.0 kN

International

Crosstrack standard grade meets relevant performance criteria equivalent to Medium Structural Grade flooring for pedestal supported platform floors as defined in Australian Standard AS4154 (1993) and the UK access floor Standard MoB PF2 PS (1992). Enhanced grades are available with loading performance equivalent to Heavy and Extra Heavy Structural Grades.

fire performance

Australia

Decomposition products are primarily CO2 and H2O.

Crosstrack integrated access flooring meets the Early Fire Hazard Indices required by the Building Code of Australia, which are defined in AS1530.3 (methods for fire test on building materials, components and structures), as follows:

	BCA Limit	'Crosstrack'	
		base	deck
Ignitability (range 0-20)	no requirement	8	13
Heat Evolved (range 0-10)	no requirement	2	6
Spread of Flame (range 0-10)	<9	3	8
Smoke developed (range 0-10)	<8	5	3

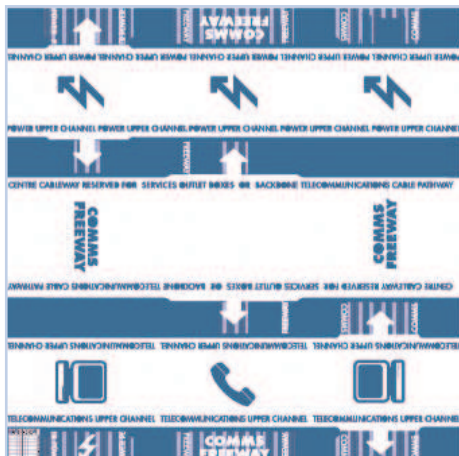
International

The Crosstrack system in standard configuration passes British Standard BS 476 Part 5.

Flame retardant base panels which meet US Standard UL94 V2 are available for specific applications.

PRODUCT DESCRIPTION

the deck




material	premium flooring grade particleboard (C4 class - waterproof and antifungal)
dimensions	599mm x 599mm x 22mm thickness
processing	drilled with 16 screw holes and 4 locating sockets to engage over pillars on the base moulding, and printed with the underlying duct pattern to facilitate tile alignment and location of services.
weight	5.6kg

the base

material	injection moulded controlled-rheology grade polypropylene co-polymer
dimensions	56mm high x net 600mm x 600mm face to face (610mm x 610mm overall including projecting interlocks) upper and lower power cableways 115mm x 26mm upper and lower telecommunications cableways 115mm x 26mm centre cableways 155mm x 26mm
weight	1.48kg
screws	6 no., 10g x 45mm; coarse pitch (10 threads per inch); bugle head, phillips drive; yellow zinc chromate finish
bedding	high-build styrene butadiene rubber (SBR) gun-applied adhesive

the assembled tile module

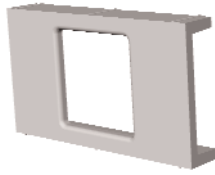
assembly	Deck is attached to base using six screws, one at each corner and two across the centre area. Blank holes are available at each of the 16 pillars to fasten edges of cut tiles.
installation	High-build adhesive is applied to underside of pillars (16 points) and tiles are laid on the slab in an interlocking grid 600mm x 600mm. This results in a gap of approximately 1mm between deck panels which eases their removal and replacement.
coverage	2.77 tiles/m ²
weight	7.1 kg per module; 19.7 kg/m ²



Accessory Products

Edge Support

Provides stable support to module segments in situations where the cut edge is cantilevered from the base pillars




In-floor Service Box

Simple, elegant and robust design sits flush with deck and below the floor finish, and provides ready access to power and phone and data sockets. Access hatches lock in both open and closed positions for cable safety




Modular Ramp Kit

Provides a smooth transition from the Crosstrack deck surface onto the lower level. Fully adjustable to length, width and gradient, and compliant with AS 1428.1 (disabled access standard)



Edge Trim

Attaches to the edge of the Crosstrack module to form a stylish and durable fascia. Trims against floor finishes on both upper deck surface and at slab level



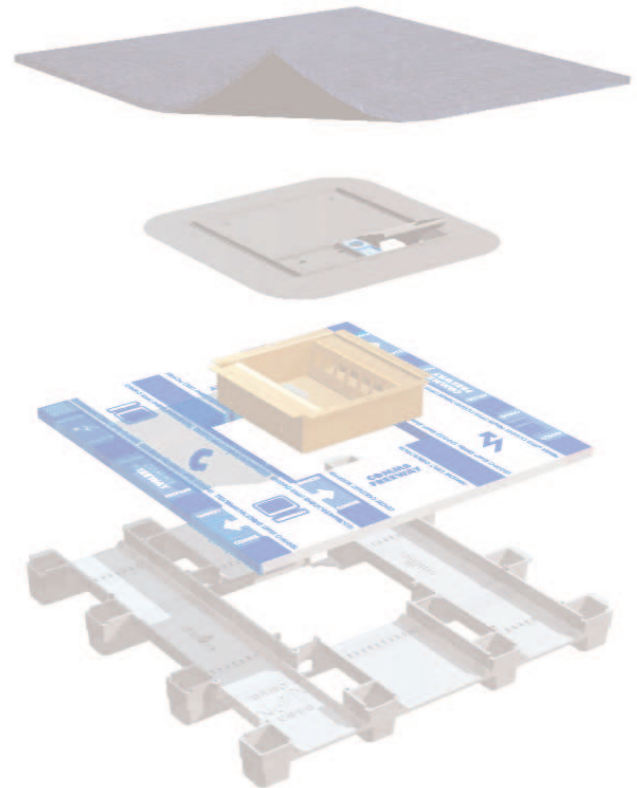
Clashes for Specification

Access Floor or Cable Management Floor

Cable management floor shall be 'Crosstrack' modular integrated access flooring, manufactured by Meridian Cable Management Pty Ltd, Melbourne, Victoria, phone (country/area code 61 3) 9689 5355 and fax (+61 3) 9689 5455.

Each module shall be 600mm x 600mm x 78mm high and shall be fully interlocked with the adjoining modules and adhered to the floor slab with high-build adhesive. The completed floor system shall be level to within 3mm in 3 metres and shall be rigid and free of rattles.

Each 'Crosstrack' module shall comprise an injection-moulded polypropylene base 600mm x 600mm x 56mm high, containing a 2-level transverse and longitudinal grid of cableways for power, data and voice services, and supporting a C4 premium flooring grade particleboard deck panel 600mm x 600mm x 22mm thickness, and printed with the underlying deck pattern and screw-fastened to the base.



Meridian Cable Management Pty Ltd
ABN 17 084 174 621
80 Maribyrnong St
Footscray
Victoria 3011 AUSTRALIA

Melbourne tel + 61 3 9687 5355 freecall 1800 442 004
fax + 61 3 9687 5455
web meridiancm.com.au
email sales@meridiancm.com.au

Crosstrack integrated access flooring is protected in Australia and overseas by patents and patents pending. The 'Crosstrack' name and logo are registered trademarks. Specifications are correct at time of printing but may change as a result of ongoing product development. © Meridian Cable Management Pty Ltd Dec 2000